

10 Yield Gushing Energy Stocks

<http://www.energystockchannel.com/>

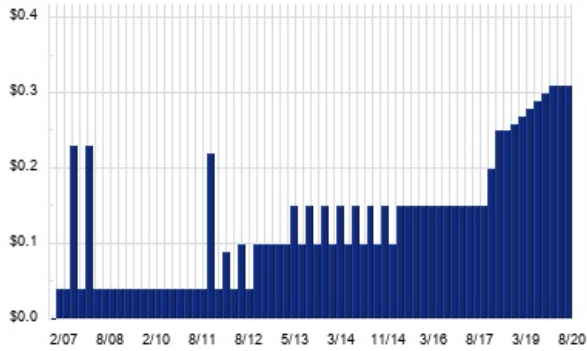
Energy Stock Channel paired our coverage universe of energy stocks, with Dividend Channel's proprietary DividendRank formula, to bring you this list of 10 top ranked energy dividend stocks. The DividendRank formula considers a variety of data – dividend history & yield, book value, quarterly earnings – and compares it to the stock's trading data to come up with certain calculations about profitability and about the stock's valuation (whether we think it looks "cheap" or "expensive"). The result is this list of the top most "interesting" ideas that merit further research.



DK – KEY STATS

Name:	Delek US Holdings Inc (New)
Stock buyback:	DK buyback
Website:	www.Delekus.com
Sector:	Oil & Gas Refining & Marketing
36 Month Beta:	2.01
Total Market Cap:	\$1,210,000,000
% Held by Institutions:	92.96%
% Held by ETFs:	16.02%

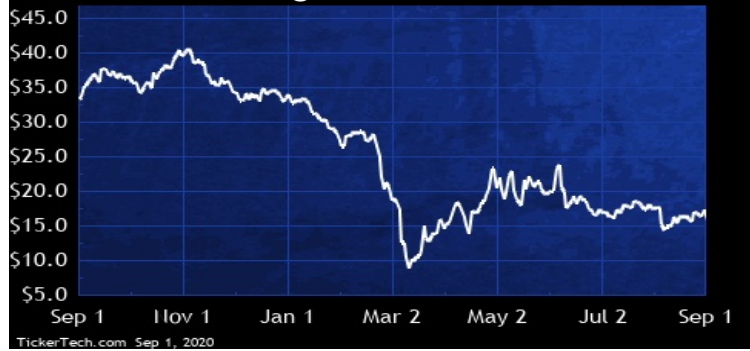
DK DIVIDEND HISTORY



TickerTech.com Sep 1, 2020

DK – 7.9% YIELD

Delek US Holdings Inc

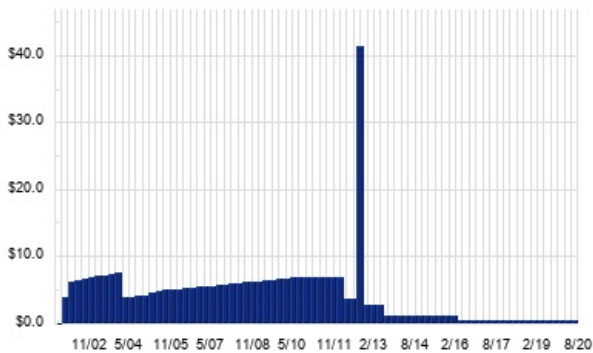


Delek US Holdings is a holding company. Through its subsidiaries, Co. is engaged in the downstream energy business focused on petroleum refining, the transportation, storage and wholesale distribution of crude oil, intermediate and refined products and convenience store retailing. Co.'s segments are: refining, which processes crude oil and other feedstocks for the manufacture of transportation motor fuels; logistics, which gathers, transports and stores crude oil and markets, distributes, transports and stores refined products; and retail, which includes the operations of Alon USA Energy, Inc.'s convenience store sites located primarily in central and West Texas and New Mexico.

CEQP – KEY STATS

Name:	Crestwood Equity Partners LP
Website:	www.crestwoodlp.com
Sector:	Oil & Gas Equipment & Services
36 Month Beta:	4.16
Total Market Cap:	\$1,020,000,000
% Held by Institutions:	60.21%
% Held by ETFs:	0.64%

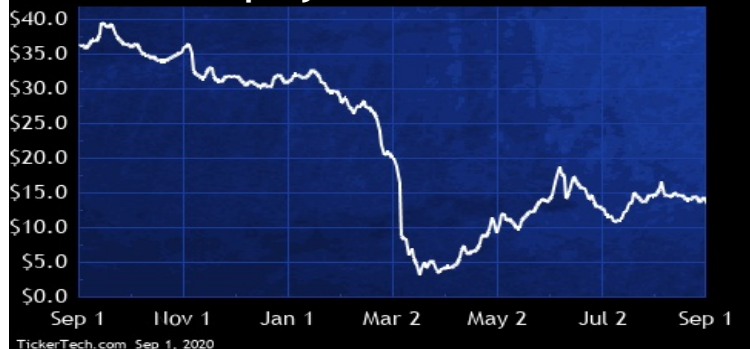
CEQP DIVIDEND HISTORY



TickerTech.com Sep 1, 2020

CEQP – 18.4% YIELD

Crestwood Equity Partners LP

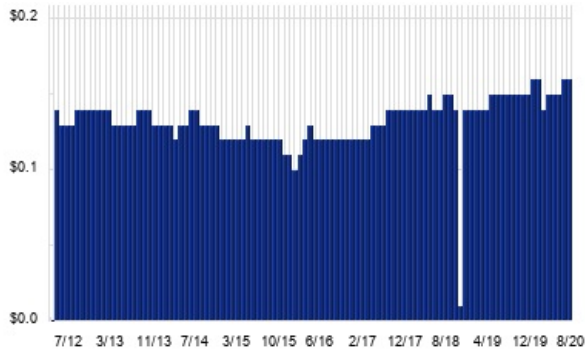


Crestwood Equity Partners is a holding company. Through its subsidiary, Co. develops, acquires, owns or controls, and operates assets and operations within the energy midstream sector. Co.'s segments are: gathering and processing, which provides gathering and transportation services and processing, treating and compression services to producers; storage and transportation, which provides crude oil and natural gas storage and transportation services to producers, utilities and other customers; and marketing, supply and logistics, which provides natural gas liquid, crude oil and natural gas marketing, storage and transportation services to producers, refiners, marketers and other customers.

PBA — KEY STATS

Name:	Pembina Pipeline Corp
Website:	www.pembina.com
Sector:	Oil & Gas Equipment & Services
36 Month Beta:	1.52
Total Market Cap:	\$9,376,000,000
% Held by Institutions:	78.61%
% Held by ETFs:	0.21%

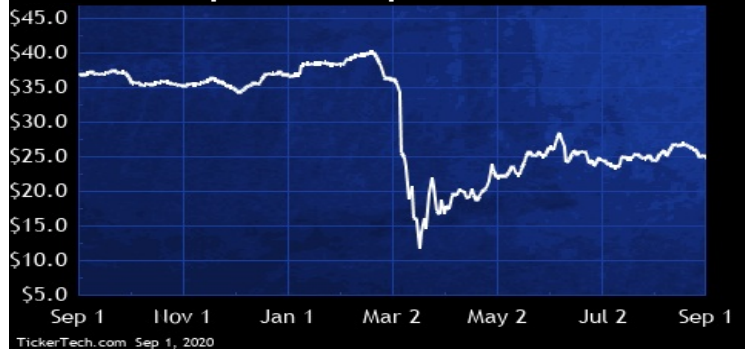
PBA DIVIDEND HISTORY



TickerTech.com Sep 1, 2020

PBA — 7.7% YIELD

Pembina Pipeline Corp

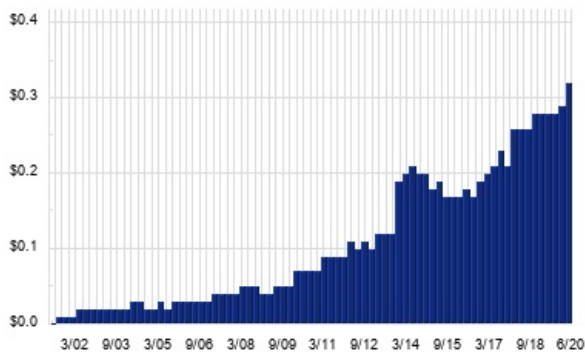


Pembina Pipeline has four operating segments: conventional pipelines business, which is a tariff-based operation consisting of pipelines and related facilities that deliver crude oil and natural gas liquids; oil sands and heavy oil business, which consists of the Syncrude Pipeline, the Cheecham Lateral and the Horizon Pipeline; midstream and marketing business, which consists of Co.'s direct and indirect interest in a storage operation, its direct interest in terminals, storage and hub services under a mixture of short, medium and long-term contractual arrangements; and gas services business which consists of natural gas gathering and processing facilities.

CNQ — KEY STATS

Name:	Canadian Natural Resources Ltd
Stock buyback:	CNQ buyback
Website:	www.cnrl.com
Sector:	Oil & Gas Exploration & Production
36 Month Beta:	1.74
Total Market Cap:	\$22,216,000,000
% Held by Institutions:	69.8%
% Held by ETFs:	0.03%

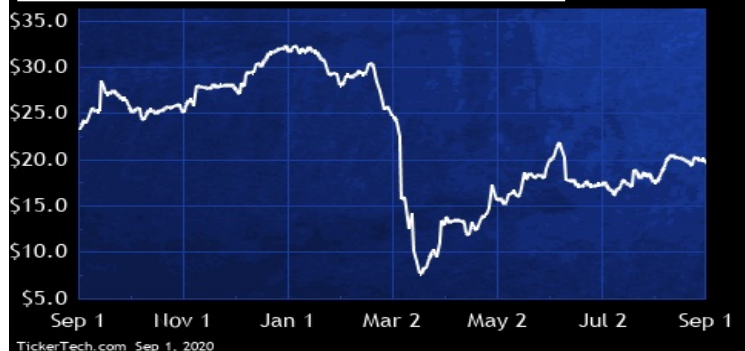
CNQ DIVIDEND HISTORY



TickerTech.com Sep 1, 2020

CNQ — 6.6% YIELD

Canadian Natural Resources Ltd

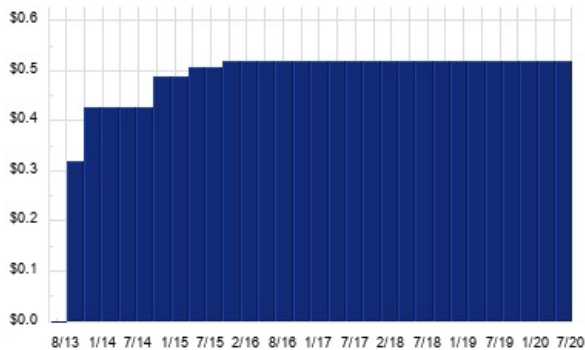


Canadian Natural Resources is an independent crude oil and natural gas exploration, development and production company. Co.'s exploration and production operations are focused in North America, largely in Western Canada; the U.K. portion of the North Sea; and Côte d'Ivoire, Gabon, and South Africa in Offshore Africa. Co. had total proved reserves of 5.71 billion barrels of oil equivalent. Co.'s gross proved crude oil, bitumen (thermal oil), synthetic crude oil and natural gas liquids reserves totaled 4.70 billion barrels and its gross proved natural gas reserves totaled 6,106.00 billion cubic feet.

KNOP — KEY STATS

Name:	KNOT Offshore Partners LP
Stock buyback:	KNOP buyback
Website:	www.knotoffshorepartners.com
Sector:	Oil & Gas Equipment & Services
36 Month Beta:	1.52
Total Market Cap:	\$107,000,000
% Held by Institutions:	4.61%
% Held by ETFs:	2.48%

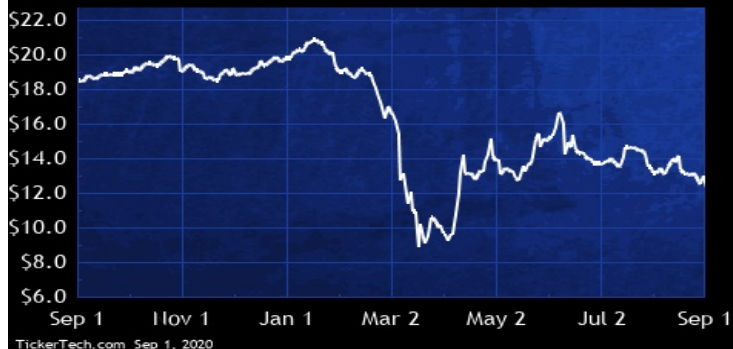
KNOP DIVIDEND HISTORY



TickerTech.com Sep 1, 2020

KNOP — 16.8% YIELD

KNOT Offshore Partners LP

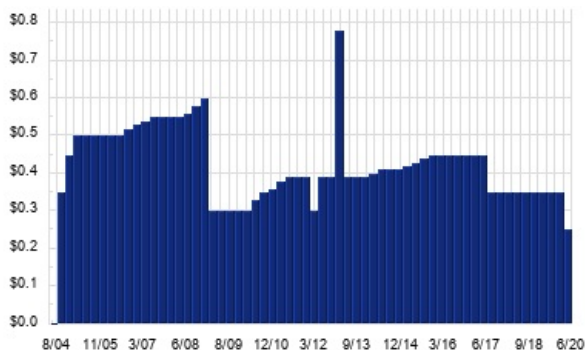


KNOT Offshore Partners is a limited partnership formed to own, operate and acquire shuttle tankers under long-term charters, which Co. defines as charters of five years or more.

SFL — KEY STATS

Name:	SFL Corporation Ltd
Website:	www.sflcorp.com
Sector:	Oil & Gas Equipment & Services
36 Month Beta:	1.19
Total Market Cap:	\$1,042,000,000
% Held by Institutions:	39.36%
% Held by ETFs:	3.39%

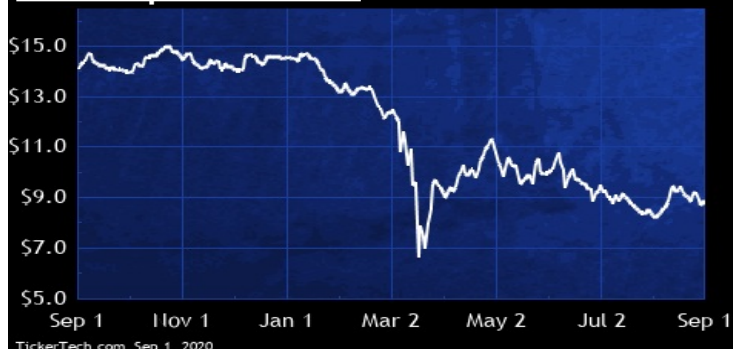
SFL DIVIDEND HISTORY



TickerTech.com Sep 1, 2020

SFL — 11.4% YIELD

SFL Corporation Ltd

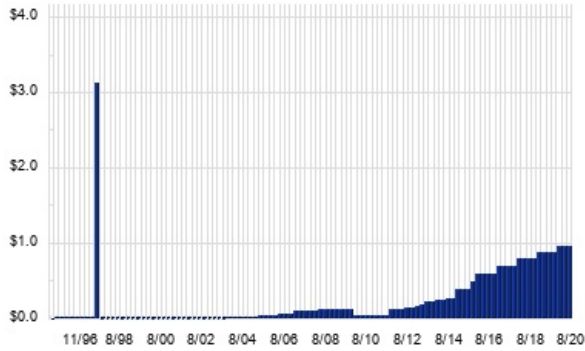


SFL is engaged primarily in the ownership and operation of vessels and offshore related assets, and also involved in the charter, purchase and sale of assets. Co. is an international ship owning and chartering company with an asset base across the maritime and offshore industries. Co.'s assets consisted of crude oil tankers, dry bulk carriers, container vessels (including capital lease vessels), car carriers, jack-up drilling rig, ultra-deepwater drilling units, offshore support vessels, chemical tankers and oil product tankers. Co.'s crude oil tankers, chemical tankers and oil product tankers are all double-hull vessels.

VLO – KEY STATS

Name:	Valero Energy Corp
Stock buyback:	VLO buyback
Website:	www.valero.com
Sector:	Oil & Gas Refining & Marketing
36 Month Beta:	2.07
Total Market Cap:	\$21,791,000,000
% Held by Institutions:	73.93%
% Held by ETFs:	13.55%

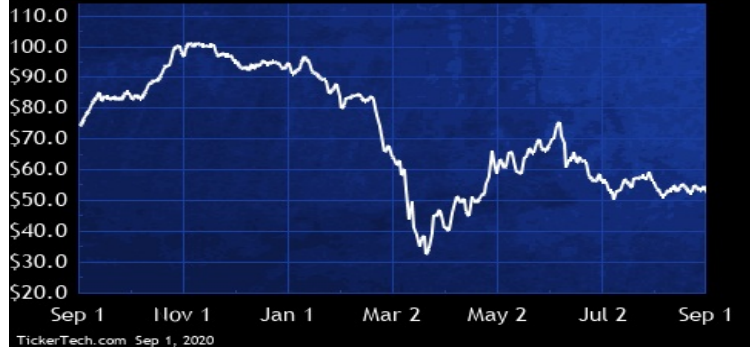
VLO DIVIDEND HISTORY



TickerTech.com Sep 1, 2020

VLO – 7.5% YIELD

Valero Energy Corp

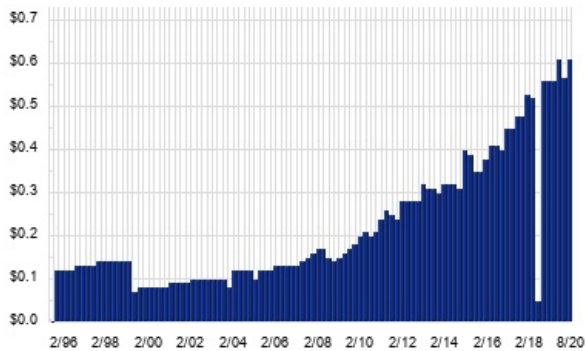


Valero Energy is an international manufacturer and marketer of transportation fuels and petrochemical products. Co.'s segments include: Refining, which includes its refining operations, the associated marketing activities, and logistics assets that support its refining operations; Ethanol, which includes its ethanol operations, the associated marketing activities, and logistics assets that support its ethanol operations; and Renewable Diesel, which includes the operations of its joint venture, Diamond Green Diesel Holdings LLC, which owns and operates a renewable diesel plant in Norco, LA.

ENB – KEY STATS

Name:	Enbridge Inc
Website:	www.enbridge.com
Sector:	Oil & Gas Equipment & Services
36 Month Beta:	0.82
Total Market Cap:	\$65,677,000,000
% Held by Institutions:	68.92%
% Held by ETFs:	0.12%

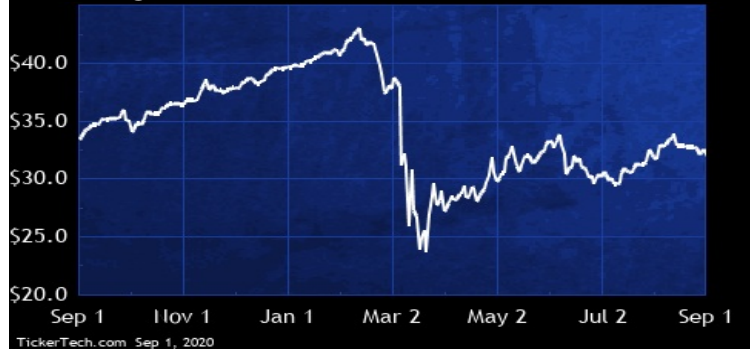
ENB DIVIDEND HISTORY



TickerTech.com Sep 1, 2020

ENB – 7.6% YIELD

Enbridge Inc

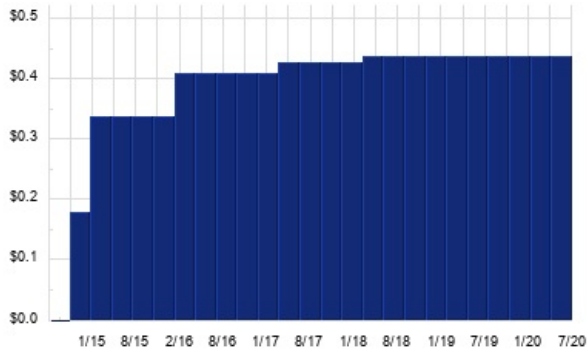


Enbridge conducts its business in five segments: Liquids Pipelines, which consists of pipelines and related terminals that transport grades of crude oil and other liquid hydrocarbons; Gas Transmission and Midstream, which consists of investments in natural gas pipelines and gathering and processing facilities; Gas Distribution and Storage, which consists of natural gas utility operations, and natural gas distribution activities; Renewable Power Generation, which consists of investments in wind and solar power generating assets; and Energy Services, which undertake physical commodity marketing activity and logistical services to manage Co.'s volume commitments on various pipeline systems.

HMLP — KEY STATS

Name:	Hoegh LNG Partners LP
Website:	www.hoeghlngpartners.com
Sector:	Oil & Gas Equipment & Services
36 Month Beta:	2.03
Total Market Cap:	\$203,000,000
% Held by Institutions:	32.37%
% Held by ETFs:	9.13%

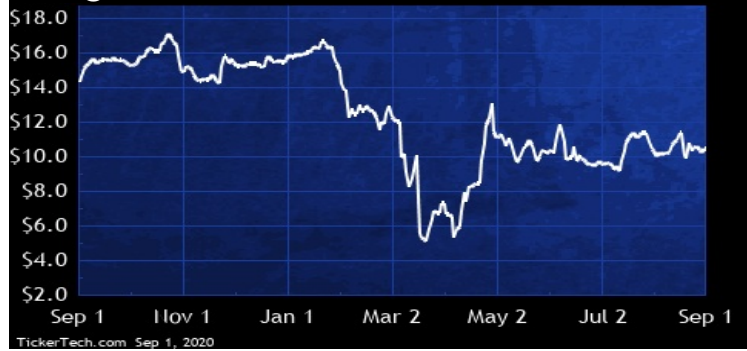
HMLP DIVIDEND HISTORY



TickerTech.com Sep 1, 2020

HMLP — 16.8% YIELD

Hoegh LNG Partners LP

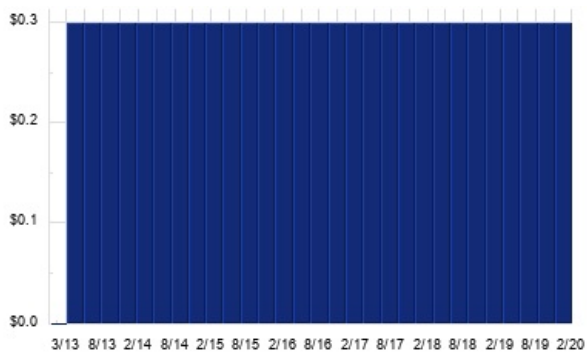


Hoegh LNG Partners owns, operates and acquires floating storage and regasification units (FSRUs), liquefied natural gas (LNG) carriers and other LNG infrastructure assets under long-term charters. Co. has two segments: Majority held FSRUs and Joint venture FSRUs. The Majority held FSRUs segment includes the direct financing lease related to the PGN FSRU Lampung and the operating leases related to the Hoegh Gallant and the Hoegh Grace. The Joint venture FSRUs segment includes two 50% owned FSRUs, the Neptune and the Cape Ann, that operate under long term time charters with one charterer.

PBF — KEY STATS

Name:	PBF Energy Inc
Stock buyback:	PBF buyback
Website:	www.pbfenergy.com
Sector:	Oil & Gas Refining & Marketing
36 Month Beta:	2.79
Total Market Cap:	\$1,031,000,000
% Held by Institutions:	83.31%
% Held by ETFs:	19.20%

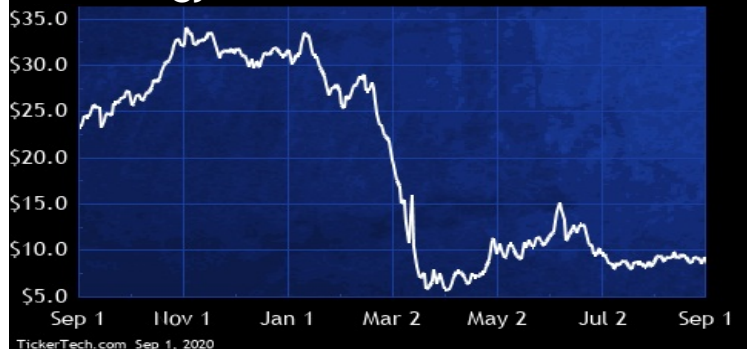
PBF DIVIDEND HISTORY



TickerTech.com Sep 1, 2020

PBF — 14.0% YIELD

PBF Energy Inc



PBF Energy is a holding company. Through its subsidiaries, Co. is engaged as an independent petroleum refiner and supplier of unbranded transportation fuels, heating oil, petrochemical feedstocks, lubricants and other petroleum products in the U.S. Co. operates in two business segments: refining, which Co. produces a variety of products at each of its refineries such as gasoline, ultra-low-sulfur diesel, heating oil, jet fuel, lubricants, petrochemicals and asphalt; and logistics, which through its PBF Logistics LP subsidiary, Co. owns or leases, operates, develops and acquires crude oil and refined petroleum products terminals, pipelines, storage facilities and similar logistics assets.

 **Energy Stock Channel**

 **Dividend Channel**

Nothing in Dividend Channel is intended to be investment advice, nor does it represent the opinion of, counsel from, or recommendations by BNK Invest Inc. or any of its affiliates, subsidiaries or partners. None of the information contained herein constitutes a recommendation that any particular security, portfolio, transaction, or investment strategy is suitable for any specific person. All viewers agree that under no circumstances will BNK Invest, Inc., its subsidiaries, partners, officers, employees, affiliates, or agents be held liable for any loss or damage caused by your reliance on information obtained. By visiting, using or viewing this site, you agree to the following [Full Disclaimer & Terms of Service](#). Video widget and dividend videos powered by Market News Video. Quote data delayed at least 20 minutes; data powered by Ticker Technologies, and Mergent. [Contact Dividend Channel](#); [Meet Our Editorial Staff](#).