

10 Yield Gushing Energy Stocks

<http://www.energystockchannel.com/>

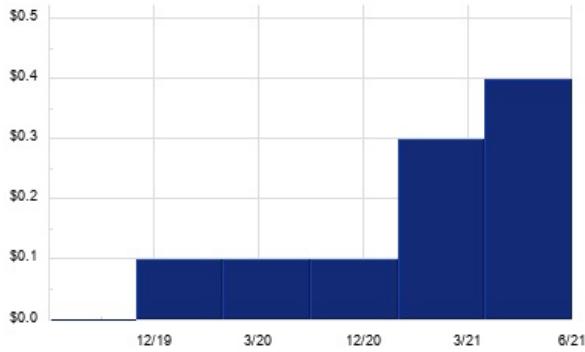
Energy Stock Channel paired our coverage universe of energy stocks, with Dividend Channel's proprietary DividendRank formula, to bring you this list of 10 top ranked energy dividend stocks. The DividendRank formula considers a variety of data – dividend history & yield, book value, quarterly earnings – and compares it to the stock's trading data to come up with certain calculations about profitability and about the stock's valuation (whether we think it looks "cheap" or "expensive"). The result is this list of the top most "interesting" ideas that merit further research.



FLNG – KEY STATS

Name: Flex LNG Ltd
 Website: www.flexlng.com
 Sector: Oil & Gas Exploration & Production

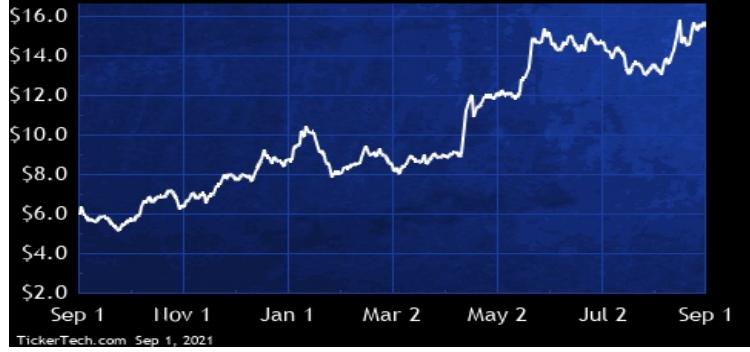
FLNG DIVIDEND HISTORY



TickerTech.com Sep 1, 2021

FLNG – 10.4% YIELD

Flex LNG Ltd

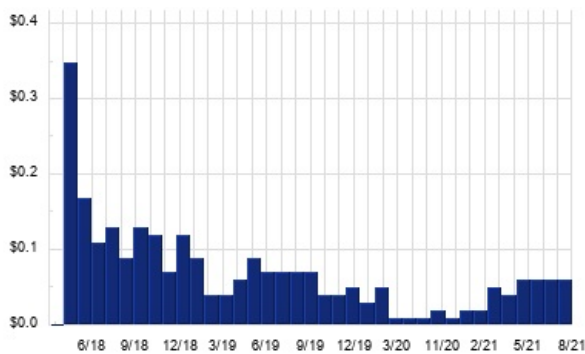


Flex LNG is engaged in the seaborne liquefied natural gas ("LNG") transportation through the ownership and operation of fuel efficient, fifth generation LNG carriers.

PRT – KEY STATS

Name: PermRock Royalty Trust
 Website: www.permrock.com
 Sector: Oil & Gas Exploration & Production

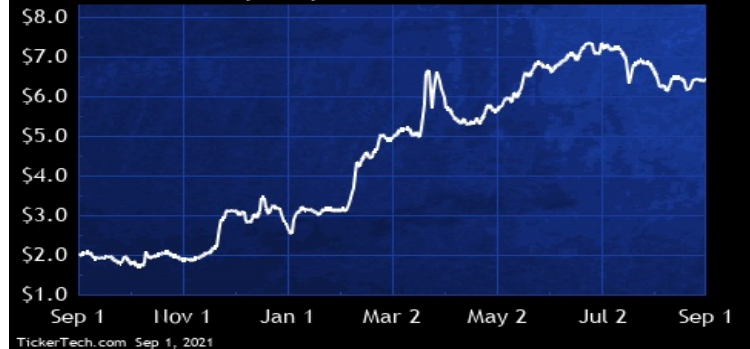
PRT DIVIDEND HISTORY



TickerTech.com Sep 1, 2021

PRT – 11.6% YIELD

PermRock Royalty Trust

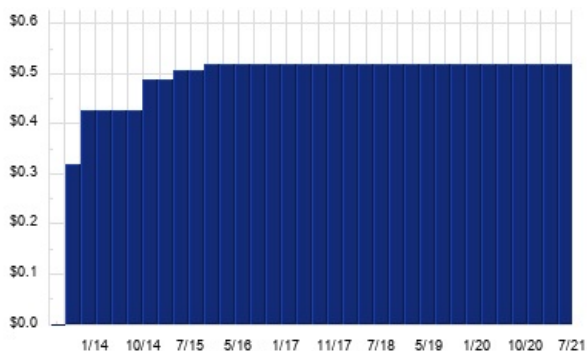


PermRock Royalty Trust acquires and holds the Net Profits Interest for the benefit of its unitholders. The Net Profits Interest entitles Co. to receive 80% of the net profits from the sale of oil and natural gas production from the Underlying Properties. The Underlying Properties consist of the following four operating areas: the Permian Clearfork area located in Hockley and Terry Counties, TX; the Permian Abo area located in Terry and Cochran Counties, TX; the Permian Shelf area located in Glasscock, Schleicher, Stonewall and Coke Counties, TX; and the Permian Platform area located in Ward, Crane, Terry and Ector Counties, TX.

KNOP — KEY STATS

Name:	KNOT Offshore Partners LP
Stock buyback:	KNOP buyback
Website:	www.knotoffshorepartners.com
Sector:	Oil & Gas Equipment & Services

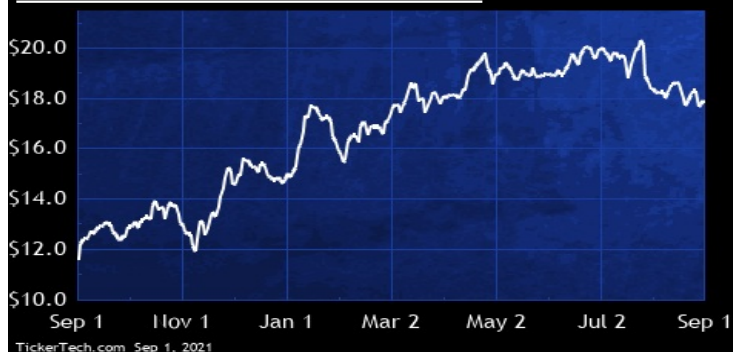
KNOP DIVIDEND HISTORY



TickerTech.com Sep 1, 2021

KNOP — 11.6% YIELD

KNOT Offshore Partners LP

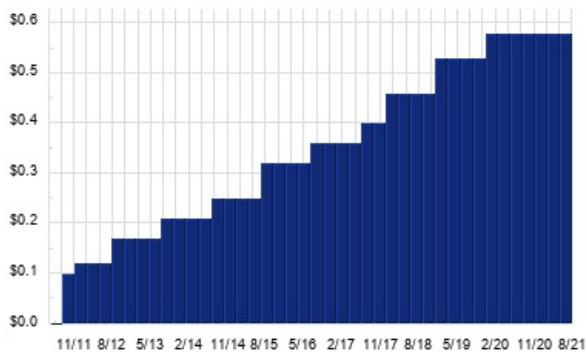


KNOT Offshore Partners is a limited partnership formed to own, operate and acquire shuttle tankers under long-term charters, which Co. defines as charters of five years or more.

MPC — KEY STATS

Name:	Marathon Petroleum Corp.
Stock buyback:	MPC buyback
Website:	www.marathonpetroleum.com
Sector:	Oil & Gas Refining & Marketing
36 Month Beta:	2.31
Total Market Cap:	\$38,305,000,000
% Held by Institutions:	72.93%
% Held by ETFs:	16.81%

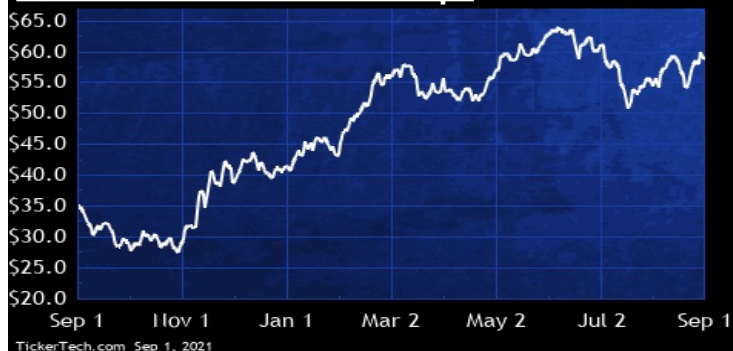
MPC DIVIDEND HISTORY



TickerTech.com Sep 1, 2021

MPC — 3.9% YIELD

Marathon Petroleum Corp.

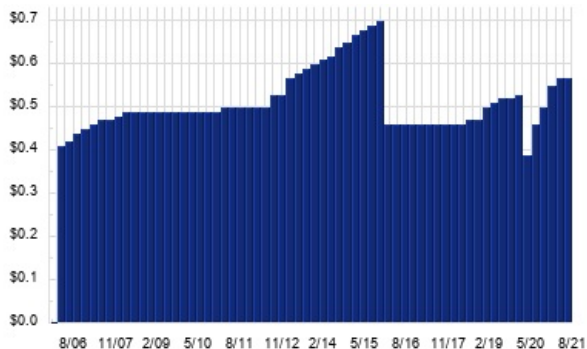


Marathon Petroleum is an independent petroleum product refining, marketing, retail and midstream company. Co.'s operating segments include: Refining and Marketing, which refines crude oil and other feedstocks at its refineries, purchases refined products and ethanol for resale and distributes refined products through transportation, storage, distribution and marketing services; and Midstream, which transports, stores, distributes and markets crude oil and refined products via refining logistics assets, pipelines, terminals, towboats and barges; gathers, processes and transports natural gas; and gathers, transports, fractionates, stores and markets natural gas liquids.

GLP — KEY STATS

Name:	Global Partners LP
Website:	www.globalp.com
Sector:	Oil & Gas Equipment & Services
36 Month Beta:	1.44
Total Market Cap:	\$687,000,000
% Held by Institutions:	9.48%
% Held by ETFs:	0.16%

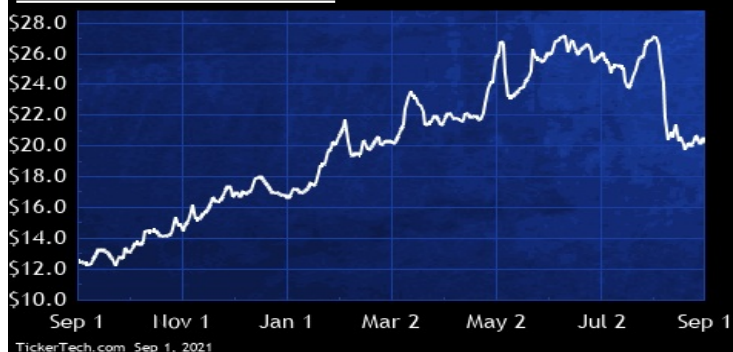
GLP DIVIDEND HISTORY



TickerTech.com Sep 1, 2021

GLP — 11.3% YIELD

Global Partners LP



Global Partners is a master limited partnership that owns, controls or has access to a terminal network of refined petroleum products and renewable fuels. Co.'s segments include: Wholesale, which sells, gathers, blends, stores and transports refined petroleum products, gasoline blendstocks, renewable fuels, crude oil and propane; Gasoline Distribution and Station Operations, which sells branded and unbranded gasoline to gasoline station operators and sub-jobbers; and Commercial, which includes sales and deliveries to end user customers in the public sector and to commercial and industrial end users of unbranded gasoline, home heating oil, diesel, kerosene, residual oil and bunker fuel.

CNQ — KEY STATS

Name:	Canadian Natural Resources Ltd
Stock buyback:	CNQ buyback
Website:	www.cnrl.com
Sector:	Oil & Gas Exploration & Production
36 Month Beta:	2.14
Total Market Cap:	\$37,288,000,000
% Held by Institutions:	66.13%
% Held by ETFs:	0.03%

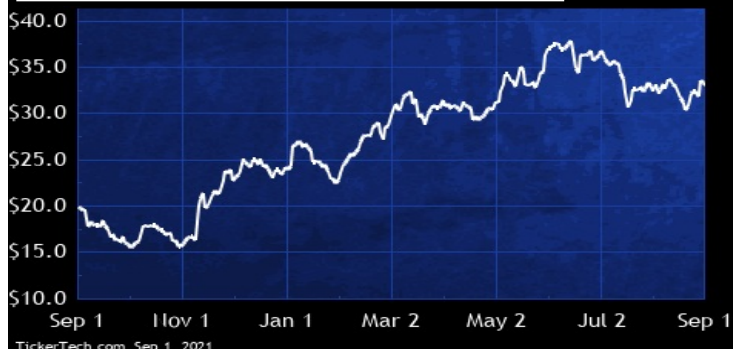
CNQ DIVIDEND HISTORY



TickerTech.com Sep 1, 2021

CNQ — 5.7% YIELD

Canadian Natural Resources Ltd

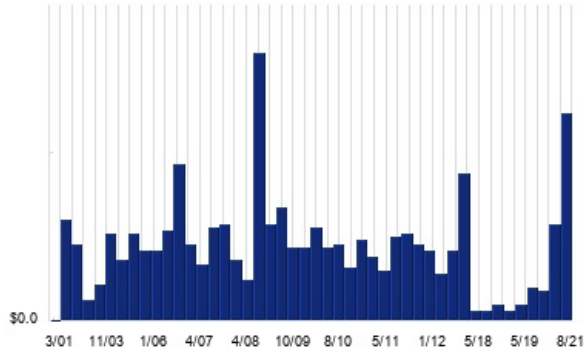


Canadian Natural Resources is an independent crude oil and natural gas exploration, development and production company. Co.'s exploration and production operations are focused in North America, mainly in Western Canada; the United Kingdom portion of the North Sea; and Cote d'Ivoire and South Africa in Offshore Africa. These activities include the exploration, development, production and marketing of crude oil, natural gas liquids and natural gas. Co.'s crude oil includes the following commodities: light and medium crude oil, primary heavy crude oil, Pelican Lake heavy crude oil, bitumen (thermal oil), and synthetic crude oil.

PBR — KEY STATS

Name:	Petroleo Brasileiro SA
Website:	www.petrobras.com.br
Sector:	Oil & Gas Exploration & Production
36 Month Beta:	1.89
Total Market Cap:	\$48,701,000,000
% Held by Institutions:	10.57%
% Held by ETFs:	0.21%

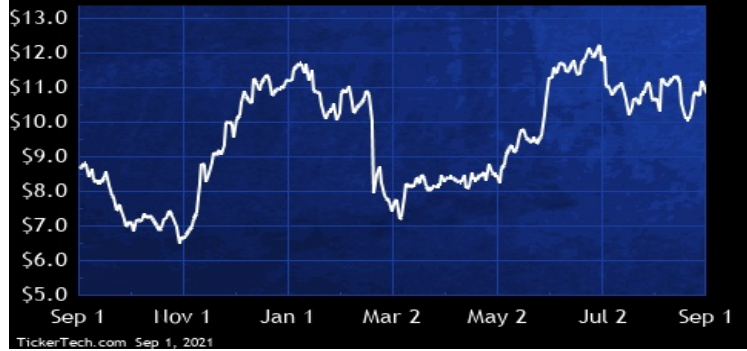
PBR DIVIDEND HISTORY



TickerTech.com Sep 1, 2021

PBR — 5.7% YIELD

Petroleo Brasileiro SA

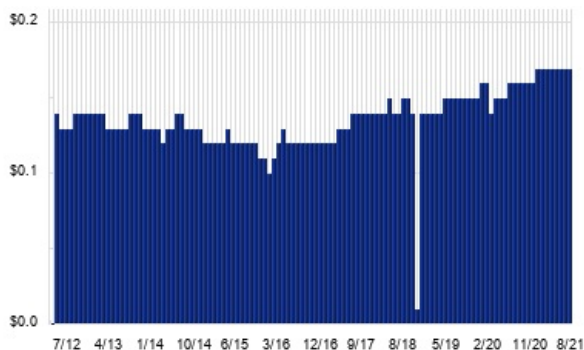


Petroleo Brasileiro is a producer of oil and gas. Co.'s activities are organized into three main segments: Exploration and Production, which covers the activities of exploration, development and production of crude oil, natural gas liquids and natural gas in Brazil and abroad, for the primary purpose of supplying its domestic refineries; Refining, Transportation and Marketing, which covers the activities of refining, logistics, transport, marketing and trading of crude oil and oil products; and Gas and Power, which covers the activities of logistics and trading of natural gas and electricity, transportation and trading of liquefied natural gas, generation of electricity.

PBA — KEY STATS

Name:	Pembina Pipeline Corp
Website:	www.pembina.com
Sector:	Oil & Gas Equipment & Services
36 Month Beta:	1.62
Total Market Cap:	\$11,616,000,000
% Held by Institutions:	51.37%
% Held by ETFs:	0.26%

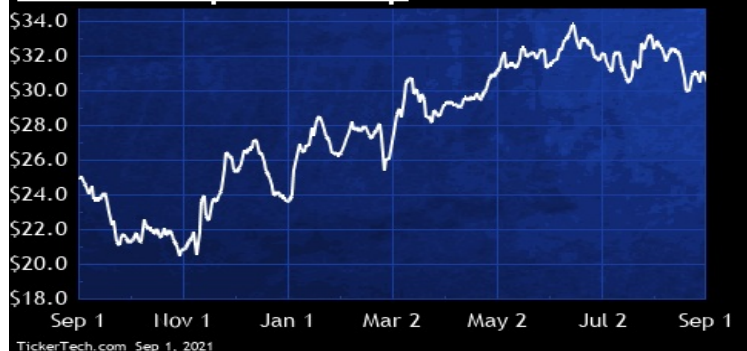
PBA DIVIDEND HISTORY



TickerTech.com Sep 1, 2021

PBA — 8.3% YIELD

Pembina Pipeline Corp



Pembina Pipeline is a Calgary-based transportation and midstream service provider serving North America's energy industry. Co. owns an integrated system of pipelines that transport various hydrocarbon liquids and natural gas products produced primarily in western Canada. Co. also owns gas gathering and processing facilities and an oil and natural gas liquids infrastructure, storage and logistics business; and is growing an export terminals business. Co.'s integrated assets and commercial operations along the majority of the hydrocarbon value chain allow it to offer a full spectrum of midstream and marketing services to the energy sector.

ENB — KEY STATS

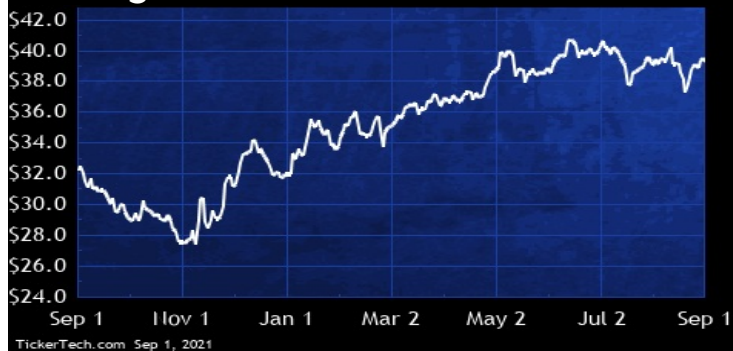
Name:	Enbridge Inc
Website:	www.enbridge.com
Sector:	Oil & Gas Equipment & Services
36 Month Beta:	0.95
Total Market Cap:	\$79,896,000,000
% Held by Institutions:	47.17%
% Held by ETFs:	0.22%

ENB DIVIDEND HISTORY



ENB — 6.8% YIELD

Enbridge Inc

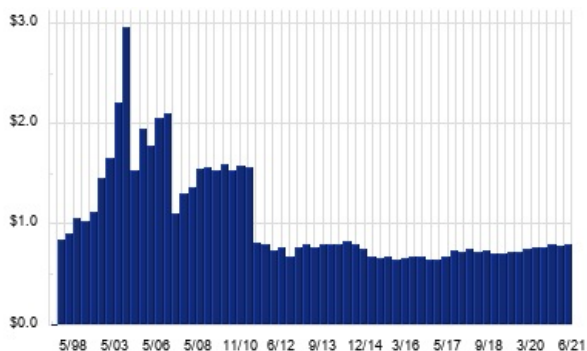


Enbridge is an energy transportation and distribution company. Co. conducts its business through five business segments: Liquids Pipelines, which consists of pipelines and related terminals in that transport various grades of crude oil and other liquid hydrocarbons; Gas Transmission and Midstream, which consists of investments in natural gas pipelines and gathering and processing facilities; Gas Distribution and Storage, which consists of Co.'s natural gas utility operations; Renewable Power Generation, which consists primarily of investments in wind and solar power generating assets; and Energy Services, which undertake physical commodity marketing activity and logistical services.

TTE — KEY STATS

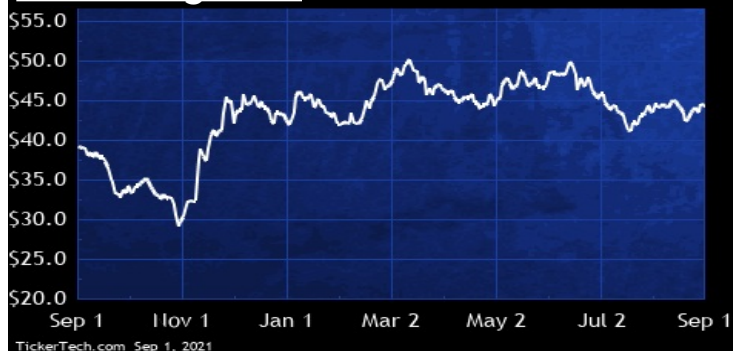
Name:	TotalEnergies SE
Website:	www.total.com
Sector:	Oil & Gas Exploration & Production

TTE DIVIDEND HISTORY



TTE — 7.0% YIELD

TotalEnergies SE



TotalEnergies is a producer of oil and gas. Co.'s activities extend from exploration and production of oil, gas and electricity to the energy distribution to the end consumer through refining, liquefaction, petrochemicals, trading, energies transport and storage. Co.'s activities is structured around the following four segments: Exploration & Production, Integrated Gas, Renewables & Power (iGRP - comprising Co.'s integrated gas (including liquefied natural gas (LNG)) and low carbon electricity businesses and the upstream and midstream LNG activity), Refining & Chemicals and Marketing & Services.

 **Energy Stock Channel**

 **Dividend Channel**

Nothing in Dividend Channel is intended to be investment advice, nor does it represent the opinion of, counsel from, or recommendations by BNK Invest Inc. or any of its affiliates, subsidiaries or partners. None of the information contained herein constitutes a recommendation that any particular security, portfolio, transaction, or investment strategy is suitable for any specific person. All viewers agree that under no circumstances will BNK Invest, Inc., its subsidiaries, partners, officers, employees, affiliates, or agents be held liable for any loss or damage caused by your reliance on information obtained. By visiting, using or viewing this site, you agree to the following [Full Disclaimer & Terms of Service](#). Video widget and dividend videos powered by Market News Video. Quote data delayed at least 20 minutes; data powered by Ticker Technologies, and Mergent. [Contact Dividend Channel](#); [Meet Our Editorial Staff](#).