

10 Yield Gushing Energy Stocks

<http://www.energystockchannel.com/>

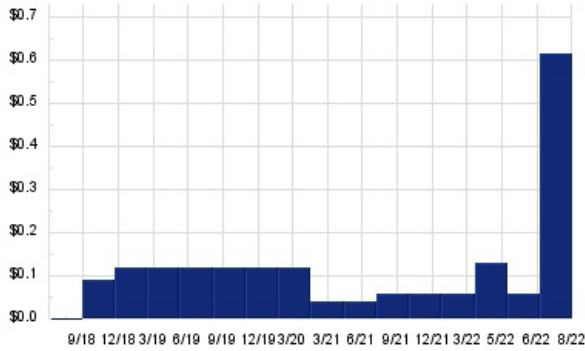
Energy Stock Channel paired our coverage universe of energy stocks, with Dividend Channel's proprietary DividendRank formula, to bring you this list of 10 top ranked energy dividend stocks. The DividendRank formula considers a variety of data – dividend history & yield, book value, quarterly earnings – and compares it to the stock's trading data to come up with certain calculations about profitability and about the stock's valuation (whether we think it looks "cheap" or "expensive"). The result is this list of the top most "interesting" ideas that merit further research.



BRY — KEY STATS

Name:	Berry Corp (bry)
Stock buyback:	BRY buyback
Website:	www.berrypetroleum.com
Sector:	Oil & Gas Exploration & Production
36 Month Beta:	2.29
Total Market Cap:	\$774,000,000
% Held by Institutions:	91.11%
% Held by ETFs:	9.62%

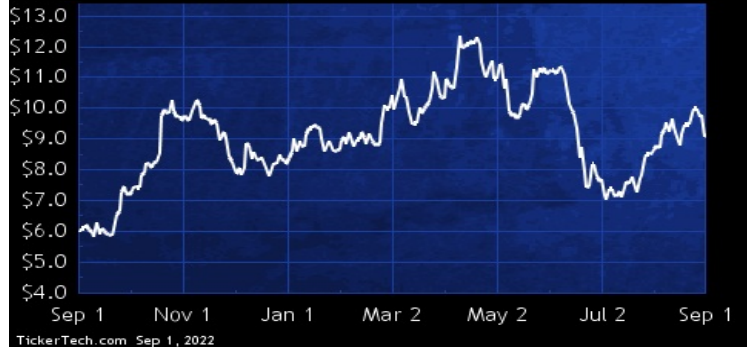
BRY DIVIDEND HISTORY



TickerTech.com Sep 1, 2022

BRY — 2.6% YIELD

Berry Corp (bry)

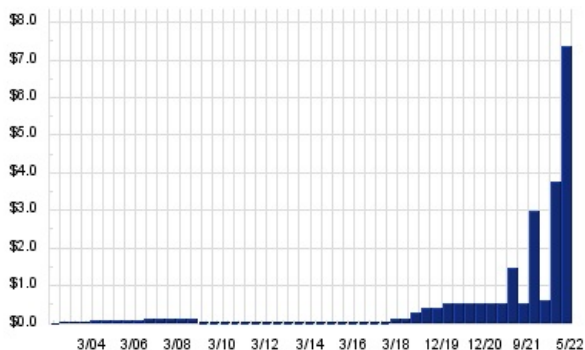


Berry is a western U.S. independent upstream energy company focused on the development and production of oil reserves primarily located in California. Most of Co.'s assets are located in the reservoirs in the San Joaquin basin of California. Co. also has assets in the reservoirs in the Uinta basin in Utah and in the natural gas resource play in the Piceance basin in Colorado.

PXD — KEY STATS

Name:	Pioneer Natural Resources Co
Website:	www.pxd.com
Sector:	Oil & Gas Exploration & Production
36 Month Beta:	1.52
Total Market Cap:	\$62,650,000,000
% Held by Institutions:	87.88%
% Held by ETFs:	13.93%

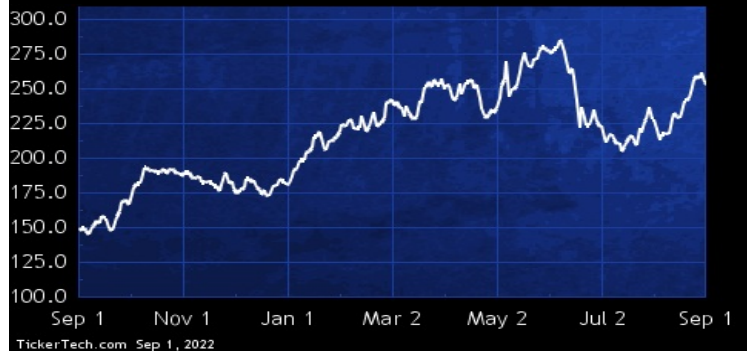
PXD DIVIDEND HISTORY



TickerTech.com Sep 1, 2022

PXD — 13.5% YIELD

Pioneer Natural Resources Co

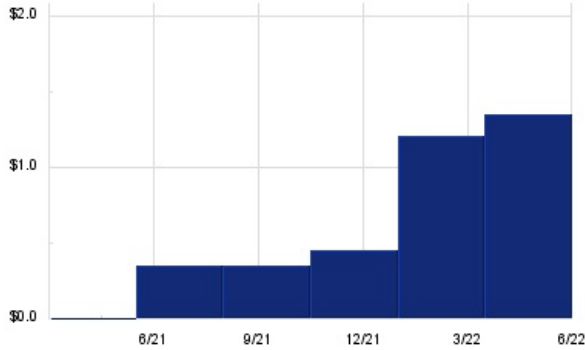


Pioneer Natural Resources is a holding company. Through its subsidiaries, Co. is engaged in oil and gas exploration and production. Co. explores for, develops and produces oil, Natural Gas Liquids and gas within the United States, with operations in the Permian Basin in West Texas. Co.'s portfolio of resources are located in the Spraberry/Wolfcamp oil field.

CIVI — KEY STATS

Name:	Civitas Resources Inc
Website:	www.bonanzacrk.com
Sector:	Oil & Gas Exploration & Production
36 Month Beta:	1.43
Total Market Cap:	\$6,039,000,000
% Held by Institutions:	96.48%
% Held by ETFs:	18.84%

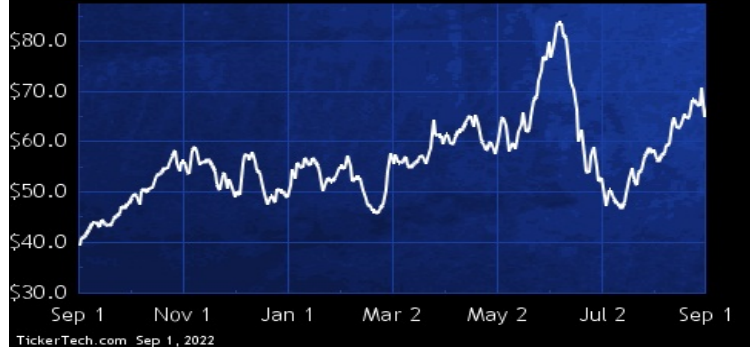
CIVI DIVIDEND HISTORY



TickerTech.com Sep 1, 2022

CIVI — 2.8% YIELD

Civitas Resources Inc

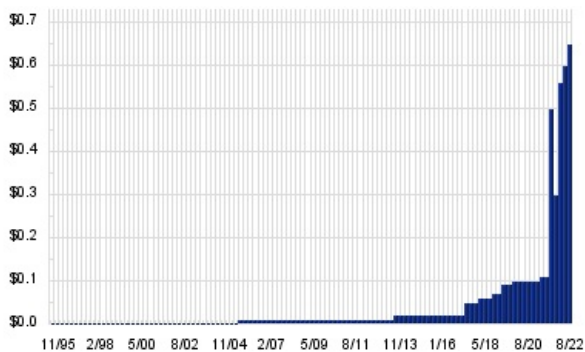


Civitas Resources is an exploration and production company focused on the acquisition, development, and production of oil and associated liquids-rich natural gas in the Rocky Mountain region, primarily in the Wattenberg Field of the Denver-Julesburg Basin (DJ Basin) of Colorado. Co. operates in one industry segment, which is the development and production of oil, natural gas, and natural gas liquids, and all of Co.'s operations are conducted in the U.S. Co.'s operations are located in the Rocky Mountain region, primarily in the Wattenberg Field of the DJ Basin of Colorado, and target the Niobrara and Codell formations.

CTRA — KEY STATS

Name:	Coterra Energy Inc
Stock buyback:	CTRA buyback
Website:	www.coterra.com
Sector:	Oil & Gas Exploration & Production
36 Month Beta:	-0.08
Total Market Cap:	\$25,069,000,000
% Held by Institutions:	89.75%
% Held by ETFs:	18.10%

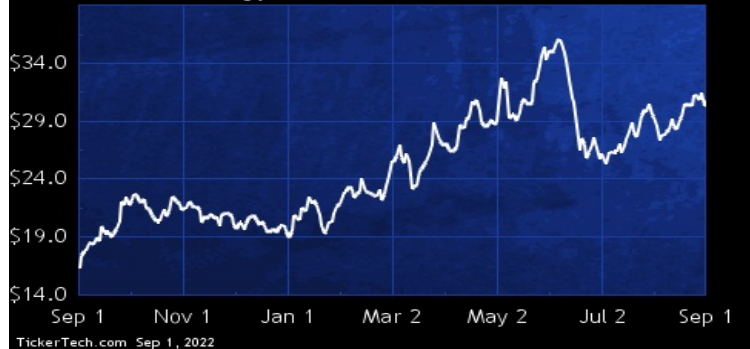
CTRA DIVIDEND HISTORY



TickerTech.com Sep 1, 2022

CTRA — 1.9% YIELD

Coterra Energy Inc

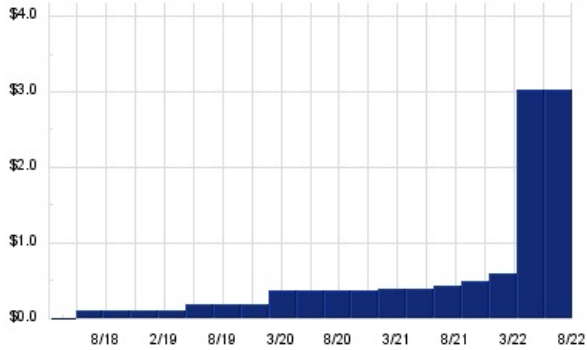


Coterra Energy is an independent oil and gas company engaged in the development, exploitation, exploration and production of oil and gas properties. Co.'s assets are concentrated in areas with known hydrocarbon resources, which are conducive to multi-well, repeatable drilling programs. Co. operates in one segment, natural gas development, exploitation, exploration and production, in the continental United States. Co.'s operations are primarily concentrated in one unconventional play—the Marcellus Shale in northeast Pennsylvania. Co.'s Marcellus Shale properties represent its primary operating area and are principally located in Susquehanna County, PA.

FANG — KEY STATS

Name:	Diamondback Energy, Inc.
Website:	www.diamondbackenergy.com
Sector:	Oil & Gas Exploration & Production
36 Month Beta:	2.38
Total Market Cap:	\$24,153,000,000
% Held by Institutions:	85.7%
% Held by ETFs:	17.90%

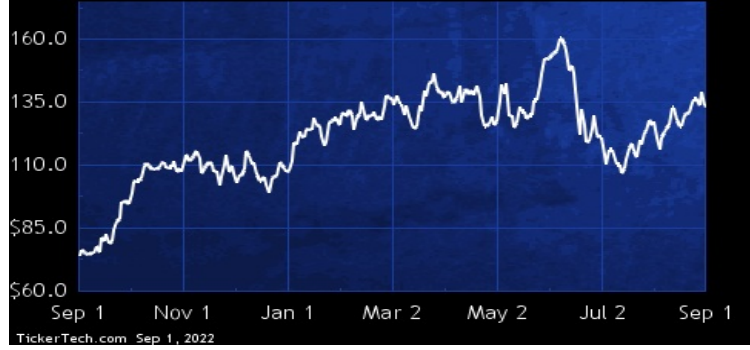
FANG DIVIDEND HISTORY



TickerTech.com Sep 1, 2022

FANG — 2.2% YIELD

Diamondback Energy, Inc.

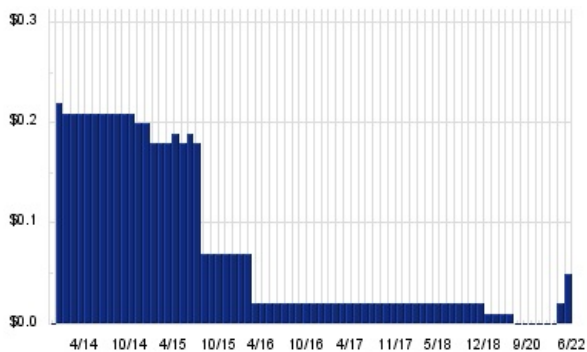


Diamondback Energy is an independent oil and natural gas company. Co. operates in the following segments: the upstream segment, which is engaged in the acquisition, development, exploration and exploitation of unconventional, onshore oil and natural gas reserves primarily in the Permian Basin in West Texas; and through its subsidiary, Rattler Midstream LP, the midstream operations segment, which is focused on ownership, operation, development and acquisition of the midstream infrastructure assets in the Midland and Delaware Basins of the Permian Basin.

CPG — KEY STATS

Name:	Crescent Point Energy Corp
Stock buyback:	CPG buyback
Website:	www.crescentpointenergy.com
Sector:	Oil & Gas Exploration & Production
36 Month Beta:	2.76
Total Market Cap:	\$4,130,000,000
% Held by Institutions:	37.48%
% Held by ETFs:	0.44%

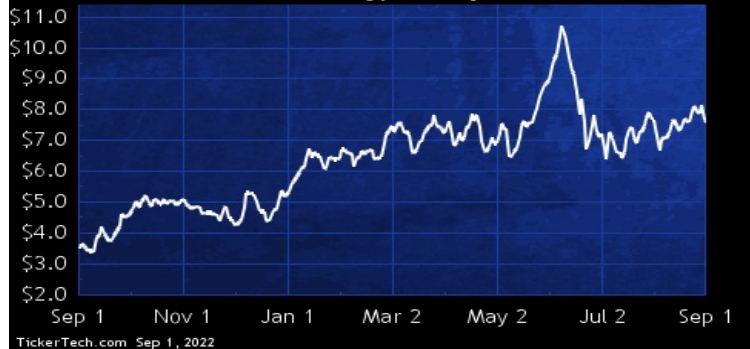
CPG DIVIDEND HISTORY



TickerTech.com Sep 1, 2022

CPG — 4.2% YIELD

Crescent Point Energy Corp

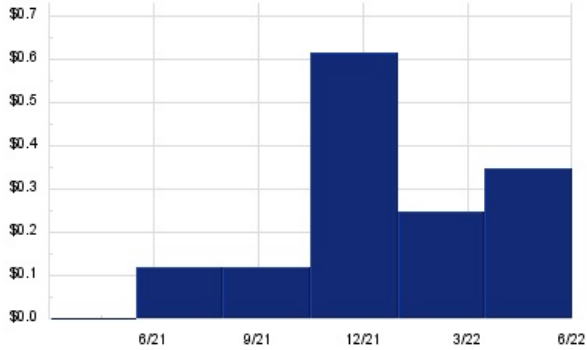


Crescent Point Energy is an oil and gas exploration, development and production company. Co. is an oil and gas producer with assets strategically focused in properties comprised of light and medium crude oil and natural gas reserves in Western Canada and the United States. The crude oil and natural gas properties and related assets generating income for the benefit of Co., are located in the provinces of Saskatchewan, Alberta, British Columbia and Manitoba and in the states of North Dakota and Montana. The properties and assets consist of producing crude oil and natural gas reserves and Proved plus Probable crude oil and natural gas reserves not yet on production, and land holdings.

PDCE — KEY STATS

Name:	PDC Energy Inc
Website:	www.pdce.com
Sector:	Oil & Gas Exploration & Production
36 Month Beta:	2.95
Total Market Cap:	\$6,682,000,000
% Held by Institutions:	92.57%
% Held by ETFs:	18.71%

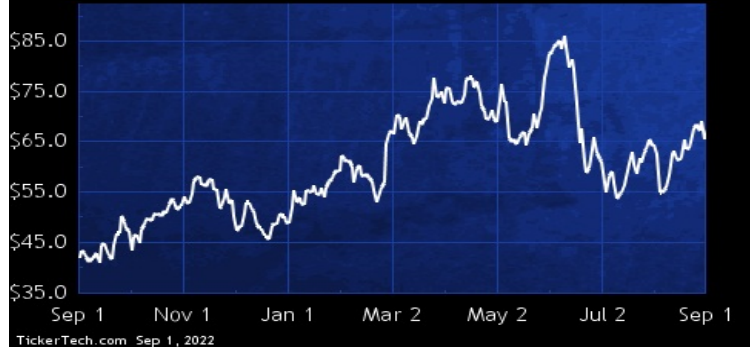
PDCE DIVIDEND HISTORY



TickerTech.com Sep 1, 2022

PDCE — 2.1% YIELD

PDC Energy Inc

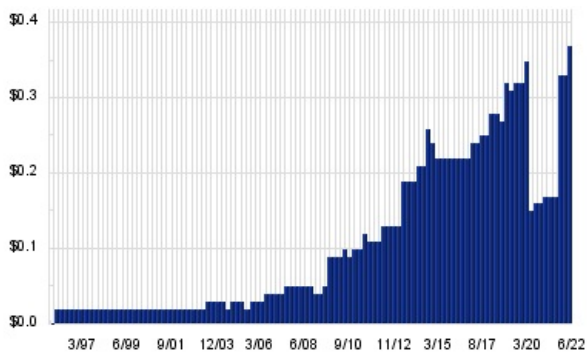


PDC Energy is an independent exploration and production company that acquires, explores and develops properties for the production of crude oil, natural gas, and natural gas liquids with operations in the Wattenberg Field in Colorado and the Delaware Basin in Texas. Co.'s operations in the Wattenberg Field are focused in the horizontal Niobrara and Codell plays and its Delaware Basin operations are primarily focused in the Wolfcamp zones.

SU — KEY STATS

Name:	Suncor Energy Inc
Stock buyback:	SU buyback
Website:	www.suncor.com
Sector:	Oil & Gas Refining & Marketing
36 Month Beta:	1.30
Total Market Cap:	\$50,365,000,000
% Held by Institutions:	51.7%
% Held by ETFs:	0.04%

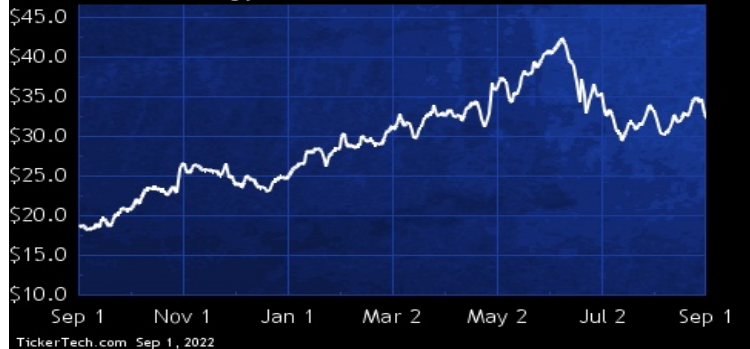
SU DIVIDEND HISTORY



TickerTech.com Sep 1, 2022

SU — 5.8% YIELD

Suncor Energy Inc

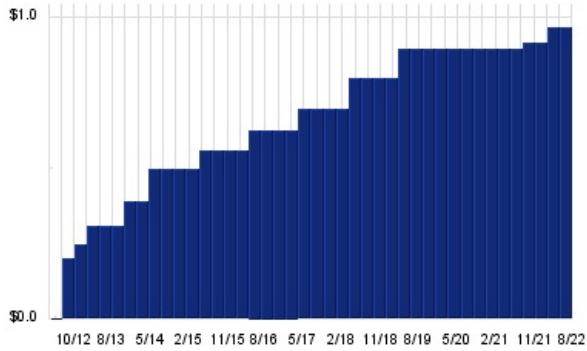


Suncor Energy is an energy company. Co.'s operations include oil sands development, production and upgrading; offshore oil and gas; petroleum refining in Canada and the U.S.; and Co.'s Petro-Canada retail and wholesale distribution networks (including Canada's Electric Highway™, a coast-to-coast network of fast-charging electric vehicle stations). Co. also conducts energy trading activities focused principally on the marketing and trading of crude oil, natural gas, byproducts, refined products and power. Co. has classified its operations into the following segments: Oil Sands, Exploration and Production, Refining and Marketing, and Corporate and Eliminations.

PSX — KEY STATS

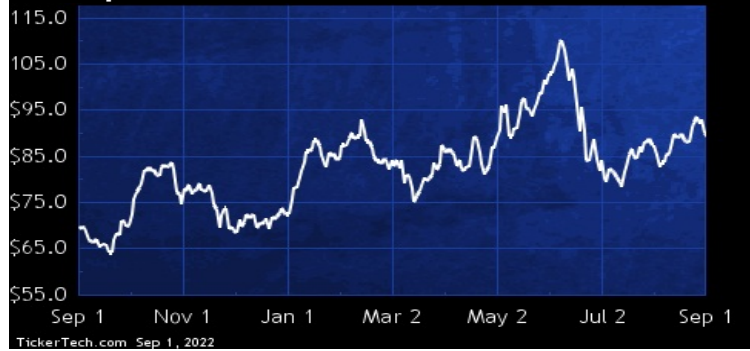
Name:	Phillips 66
Stock buyback:	PSX buyback
Website:	www.Phillips66.com
Sector:	Oil & Gas Refining & Marketing
36 Month Beta:	1.44
Total Market Cap:	\$44,834,000,000
% Held by Institutions:	77.05%
% Held by ETFs:	15.86%

PSX DIVIDEND HISTORY



PSX — 4.3% YIELD

Phillips 66

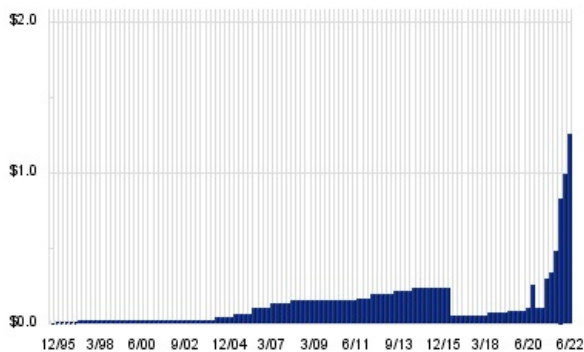


Phillips 66 is an energy manufacturing and logistics company with midstream, chemicals, refining, and marketing and specialties businesses. Co.'s segments include: Midstream, which provides crude oil and refined petroleum product transportation, termining and processing services, as well as natural gas and natural gas liquids transportation, storage, processing and marketing services; Chemicals, which manufactures and markets petrochemicals and plastics on a worldwide basis; Refining, which refines crude oil and other feedstocks into petroleum products; and Marketing and Specialties, which purchases for resale and markets refined petroleum products, mainly in the U.S. and Europe.

DVN — KEY STATS

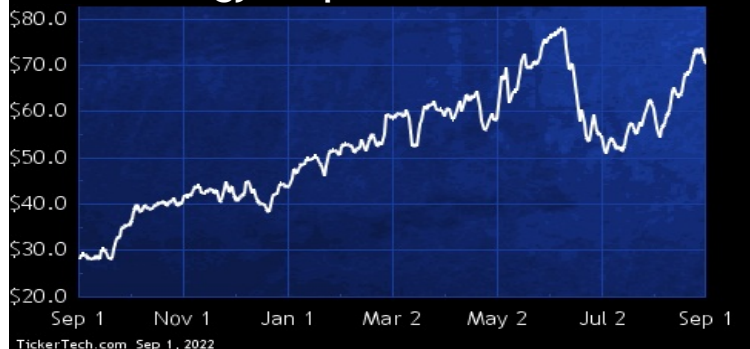
Name:	Devon Energy Corp.
Stock buyback:	DVN buyback
Website:	www.devonenergy.com
Sector:	Oil & Gas Exploration & Production
36 Month Beta:	2.60
Total Market Cap:	\$48,547,000,000
% Held by Institutions:	74.42%
% Held by ETFs:	17.46%

DVN DIVIDEND HISTORY



DVN — 1.0% YIELD

Devon Energy Corp.



Devon Energy is an independent energy company engaged primarily in the exploration, development and production of oil, natural gas and natural gas liquids. Co.'s operations are concentrated in various onshore areas in U.S. Co. focuses on oil and liquids operation located in the Delaware Basin, Powder River Basin, Anadarko Basin, Williston Basin and Eagle Ford.

 **Energy Stock Channel**

 **Dividend Channel**

Nothing in Dividend Channel is intended to be investment advice, nor does it represent the opinion of, counsel from, or recommendations by BNK Invest Inc. or any of its affiliates, subsidiaries or partners. None of the information contained herein constitutes a recommendation that any particular security, portfolio, transaction, or investment strategy is suitable for any specific person. All viewers agree that under no circumstances will BNK Invest, Inc., its subsidiaries, partners, officers, employees, affiliates, or agents be held liable for any loss or damage caused by your reliance on information obtained. By visiting, using or viewing this site, you agree to the following [Full Disclaimer & Terms of Service](#). Video widget and dividend videos powered by Market News Video. Quote data delayed at least 20 minutes; data powered by Ticker Technologies, and Mergent. [Contact Dividend Channel](#); [Meet Our Editorial Staff](#).

