

10 Yield Gushing Energy Stocks

<http://www.energystockchannel.com/>

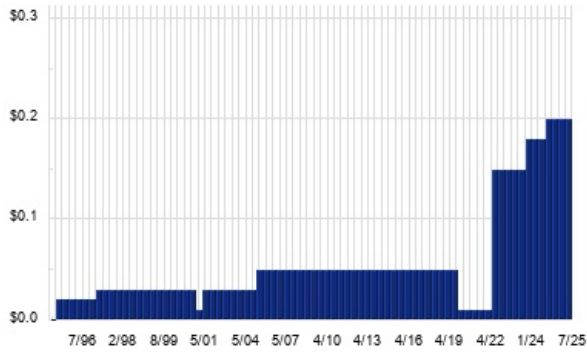
Energy Stock Channel paired our coverage universe of energy stocks, with Dividend Channel's proprietary DividendRank formula, to bring you this list of 10 top ranked energy dividend stocks. The DividendRank formula considers a variety of data – dividend history & yield, book value, quarterly earnings – and compares it to the stock's trading data to come up with certain calculations about profitability and about the stock's valuation (whether we think it looks "cheap" or "expensive"). The result is this list of the top most "interesting" ideas that merit further research.



SM – KEY STATS

Name: SM Energy Co.
Website: www.sm-energy.com
Sector: Oil & Gas Exploration & Production

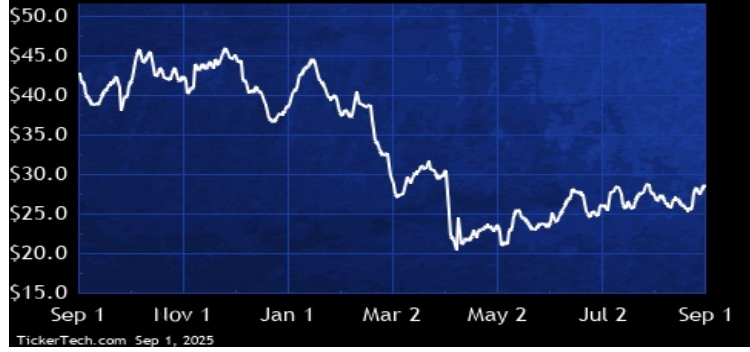
SM DIVIDEND HISTORY



TickerTech.com Sep 1, 2025

SM – 2.8% YIELD

SM Energy Co.

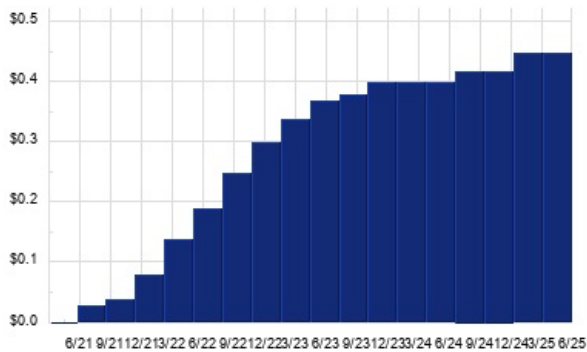


SM Energy Co. is an independent energy company. Co. is engaged in the acquisition, exploration, development, and production of oil, gas, and natural gas liquid (NGL) in the state of Texas. Co.'s asset portfolio is comprised of assets in the Midland Basin of West Texas and in the Maverick Basin of South Texas. Co.'s Midland Basin assets are located in the Permian Basin in West Texas and are comprised of approximately 110,000 net acres and include its RockStar assets in Howard and Martin Counties, Texas, its Sweetie Peck assets in Upton and Midland Counties, and Klondike assets in Dawson and northern Martin counties (Midland Basin).

NOG – KEY STATS

Name: Northern Oil & Gas Inc (MN)
Stock buyback: **NOG buyback**
Website: www.northernoil.com
Sector: Oil & Gas Exploration & Production

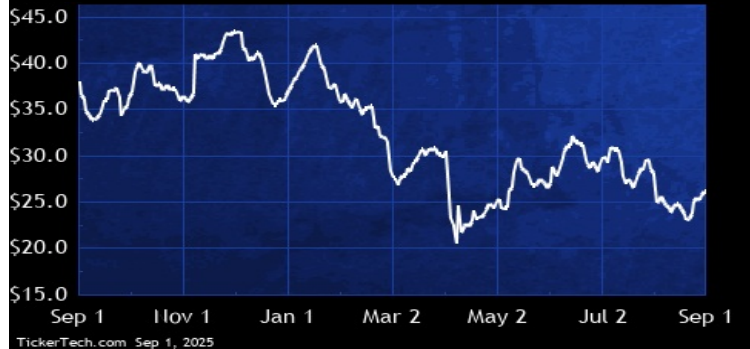
NOG DIVIDEND HISTORY



TickerTech.com Aug 30, 2025

NOG – 6.9% YIELD

Northern Oil & Gas Inc

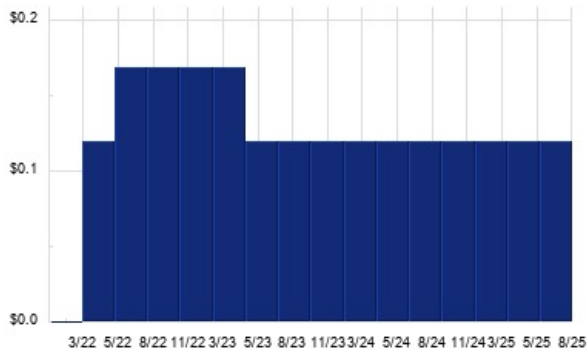


Northern Oil and Gas, Inc. is a real asset company that focuses on acquiring and investing in non-operated minority working and mineral interests in the hydrocarbon producing basins within the contiguous U.S.. Its business is crude oil and natural gas exploration, development, and production with operations in the U.S.. Its 300,000-acre portfolio is distributed across the Williston, Permian and Appalachia Basins. Its portfolio comprises 300,000 acres of low-breakeven land with over 10,000 wells. Diversified by basin and across commodity type, its wells are operated by over 100 public and private operators.

CRGY — KEY STATS

Name: Crescent Energy Co
Sector: Oil & Gas Exploration & Production

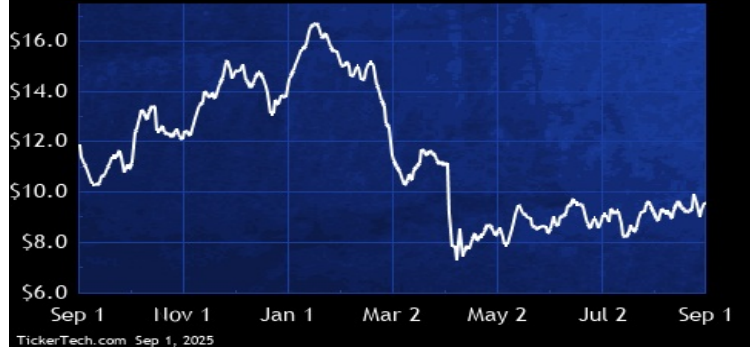
CRGY DIVIDEND HISTORY



TickerTech.com Aug 30, 2025

CRGY — 5.0% YIELD

Crescent Energy Co

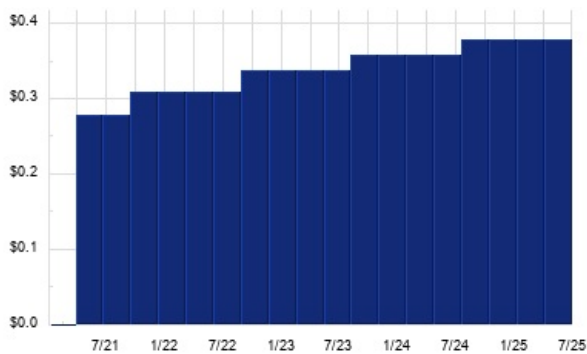


Crescent Energy Co. is an energy company. Co.'s operations are focused on Texas and the Rockies with active development in the Eagle Ford and Uinta basins. It also operates conventional assets in Wyoming, where it is active in carbon capture, use and storage (CCUS). It is an operator in the Eagle Ford with a proven ability to scale and safely capture operational upside. It operates in both the oil and condensate windows of the Eagle Ford. Its Uinta position has a large inventory of low-risk undeveloped locations with significant resource potential across multiple, prolific formations.

REPX — KEY STATS

Name: Riley Exploration Permian Inc
Website: www.tengasco.com
Sector: Oil & Gas Exploration & Production

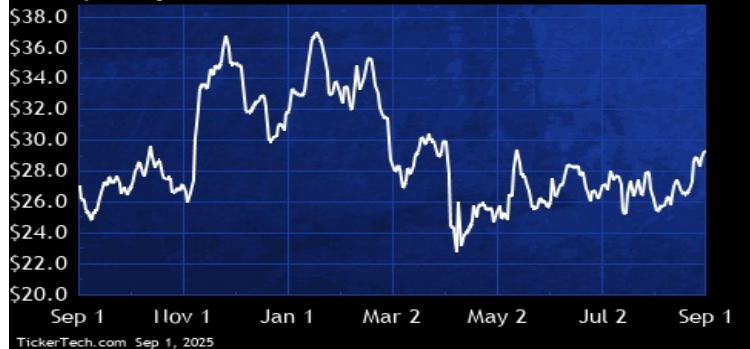
REPX DIVIDEND HISTORY



TickerTech.com Sep 1, 2025

REPX — 5.2% YIELD

Riley Exploration Permian Inc

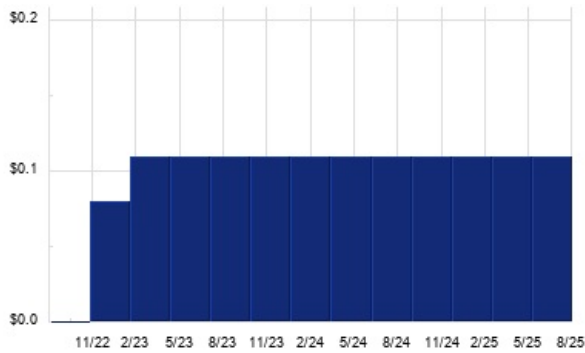


Riley Exploration Permian, Inc., together with its subsidiaries is an independent oil and natural gas company. Co. is focused on the acquisition, exploration, development and production of oil, natural gas, and natural gas liquids. Co. focuses on horizontal drilling and completions applied to conventional formations in the Permian Basin. The Permian Basin is an oil and natural gas producing area located in West Texas and the adjoining area of Southeastern New Mexico covering an area approximately 250 miles wide and 300 miles long, and encompasses several sub-basins, including the Delaware Basin, Midland Basin, Central Basin Platform and Northwest Shelf.

GRNT — KEY STATS

Name: Granite Ridge Resources Inc
Sector: Oil & Gas Exploration & Production

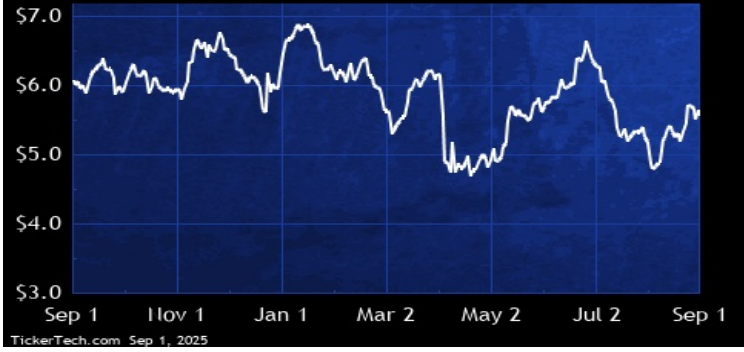
GRNT DIVIDEND HISTORY



TickerTech.com Aug 30, 2025

GRNT — 7.9% YIELD

Granite Ridge Resources Inc

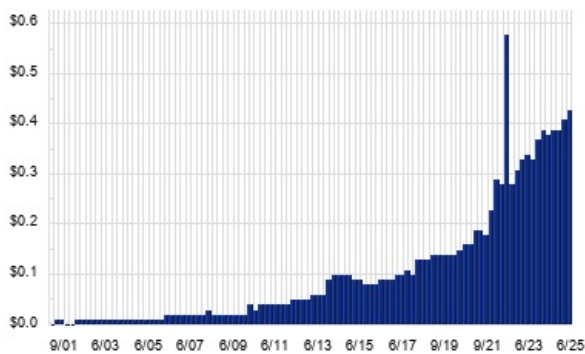


Granite Ridge Resources, Inc. is an oil and gas exploration and production company. It owns a portfolio of wells and top-tier acreage across the Permian and four other prolific unconventional basins across the U.S.. It holds interests in wells in core operating areas of the Permian, Eagle Ford, Bakken, Haynesville and Denver-Julesburg (DJ) plays. It owns an interest in approximately 2,826 gross (176.50 net) producing wells, 309,472. The Permian Basin extends from southeastern New Mexico into west Texas. The Permian Basin consists of mature legacy onshore oil and liquids-rich natural gas reservoirs.

CNQ — KEY STATS

Name: Canadian Natural Resources Ltd
Stock buyback: CNQ buyback
Website: www.cnrl.com
Sector: Oil & Gas Exploration & Production

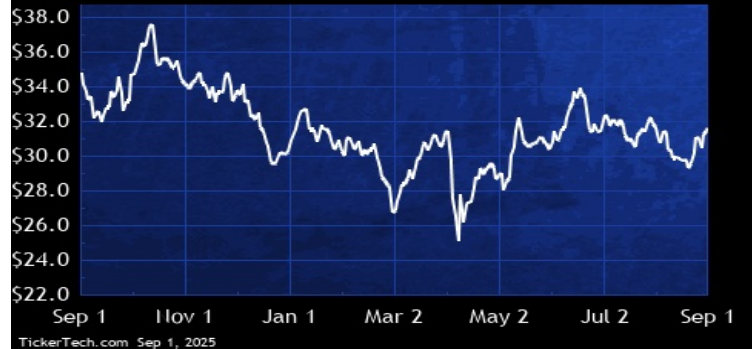
CNQ DIVIDEND HISTORY



TickerTech.com Aug 30, 2025

CNQ — 7.4% YIELD

Canadian Natural Resources Ltd

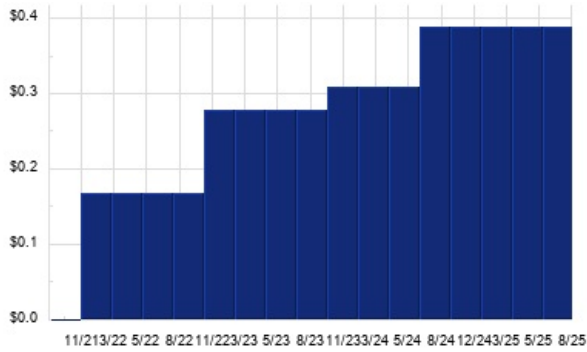


Canadian Natural Resources Limited is a Canada-based independent crude oil and natural gas exploration, development and production company. Co.'s segments include exploration and production, oil sands mining and upgrading, and midstream and refining. The exploration and production segment are focused on North America, specifically in Western Canada; the United Kingdom portion of the North Sea, and Cote d'Ivoire and South Africa in Offshore Africa. Its Oil Sands Mining and Upgrading segment produces synthetic crude oil through bitumen mining and upgrading operations at Horizon Oil Sands and through its direct and indirect interest in the Athabasca Oil Sands Project.

CRC — KEY STATS

Name: California Resources Corp
 Website: www.crc.com
 Sector: Oil & Gas Exploration & Production

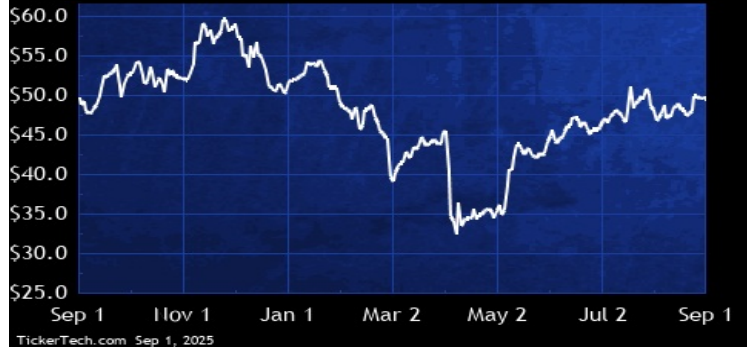
CRC DIVIDEND HISTORY



TickerTech.com Sep 1, 2025

CRC — 3.1% YIELD

California Resources Corp

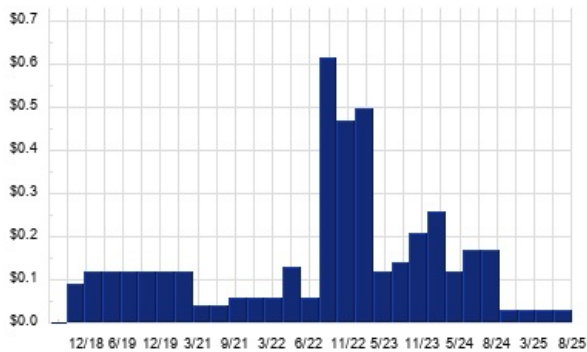


California Resources Corporation is an independent energy and carbon management company committed to energy transition. It produces the lowest carbon intensity oil in the U.S.. It is in the early stages of developing several carbon capture and storage projects in California. Its carbon management business, Carbon TerraVault, is focused on building, installing, operating, and maintaining carbon dioxide (CO2) capture equipment, transportation assets and storage facilities in California. It has operations in oil and gas basins, including San Joaquin Basin, Los Angeles Basin, Sacramento Basin, and other.

BRY — KEY STATS

Name: Berry Corp (bry)
 Stock buyback: [BRY buyback](#)
 Website: www.bry.com
 Sector: Oil & Gas Exploration & Production

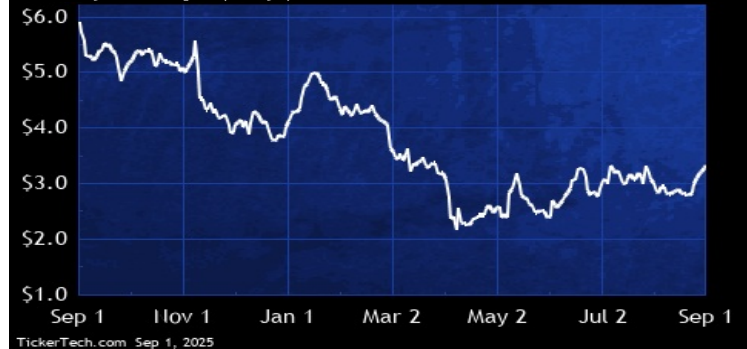
BRY DIVIDEND HISTORY



TickerTech.com Sep 1, 2025

BRY — 3.6% YIELD

Berry Corp (bry)

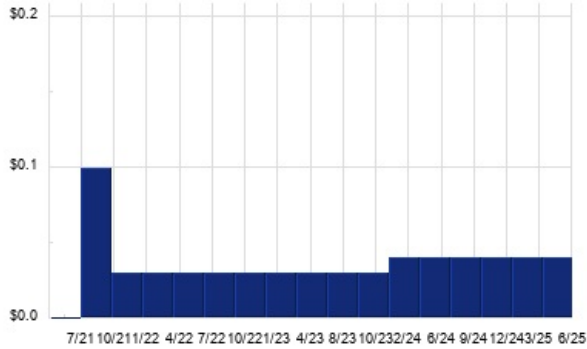


Berry Corporation (bry) is an independent upstream energy company. Co. operates through two segments: exploration and production (E&P) and well servicing and abandonment (CJWS). The E&P segment consists of the development and production of onshore, low geologic risk, long-lived conventional oil and gas reserves, primarily located in California, as well as Utah. Its California operating area consists of properties located in Midway-Sunset, South Belridge, McKittrick and Poso Creek fields in the San Joaquin basin in Kern County. Co. operates Uinta basin operations in the Brundage Canyon, Ashley Forest, and Lake Canyon areas in Utah.

HPK — KEY STATS

Name:	HighPeak Energy Inc
Stock buyback:	HPK buyback
Website:	www.highpeakenergy.com
Sector:	Oil & Gas Exploration & Production

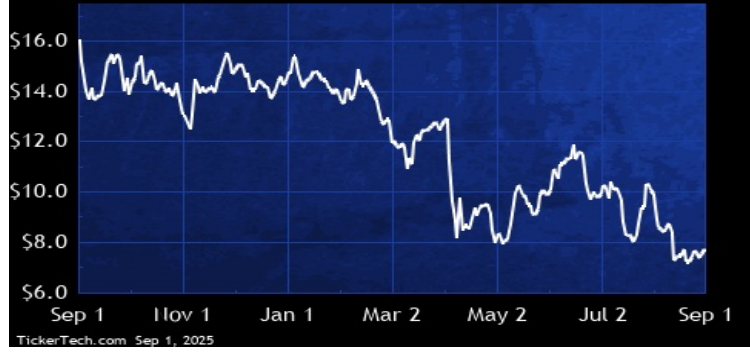
HPK DIVIDEND HISTORY



TickerTech.com Sep 1, 2025

HPK — 2.1% YIELD

HighPeak Energy Inc

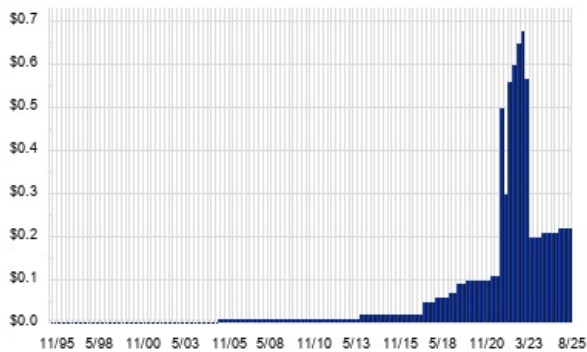


HighPeak Energy, Inc. is an independent crude oil and natural gas company. Co. is focused on the acquisition, development, exploration and exploitation of unconventional crude oil and natural gas reserves in the Midland Basin in West Texas. It focuses on brownfield the Midland Basin and specifically the Howard and Borden Counties area of the Midland Basin. Its assets include certain rights, title and interests in crude oil and natural gas assets located primarily in Howard and Borden Counties, Texas, and to a lesser extent, Scurry and Mitchell Counties, Texas. Its assets are located in the northeastern part of the Midland Basin.

CTRA — KEY STATS

Name:	Coterra Energy Inc
Stock buyback:	CTRA buyback
Website:	www.coterra.com
Sector:	Oil & Gas Exploration & Production

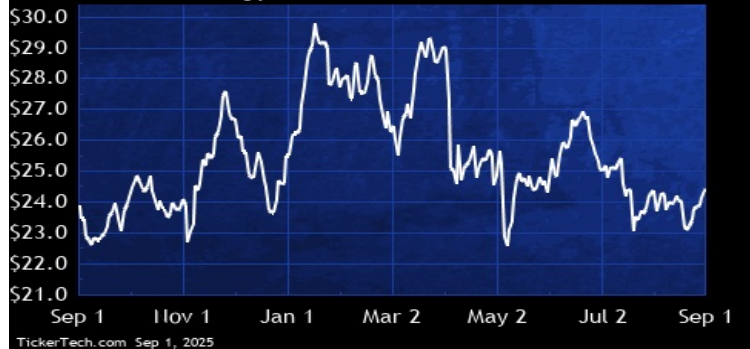
CTRA DIVIDEND HISTORY



TickerTech.com Sep 1, 2025

CTRA — 3.6% YIELD

Coterra Energy Inc



Coterra Energy Inc. is an independent oil and gas company. Co. is engaged in the development, exploration and production of oil, natural gas and natural gas liquids (NGLs). Its operations are primarily concentrated in three core operating areas: the Permian Basin in west Texas and southeast New Mexico, the Marcellus Shale in northeast Pennsylvania and the Anadarko Basin in the Mid-Continent region in Oklahoma. Its Permian Basin properties hold approximately 296,000 net acres in its core operating area in the Delaware Basin. Its Marcellus Shale properties hold approximately 186,000 net acres in the dry gas window of the Marcellus Shale.

 **Energy Stock Channel**

 **Dividend Channel**

Nothing in Dividend Channel is intended to be investment advice, nor does it represent the opinion of, counsel from, or recommendations by BNK Invest Inc. or any of its affiliates, subsidiaries or partners. None of the information contained herein constitutes a recommendation that any particular security, portfolio, transaction, or investment strategy is suitable for any specific person. All viewers agree that under no circumstances will BNK Invest, Inc., its subsidiaries, partners, officers, employees, affiliates, or agents be held liable for any loss or damage caused by your reliance on information obtained. By visiting, using or viewing this site, you agree to the following [Full Disclaimer & Terms of Service](#). Video widget and dividend videos powered by Market News Video. Quote data delayed at least 20 minutes; data powered by Ticker Technologies, and Mergent. [Contact Dividend Channel](#); [Meet Our Editorial Staff](#).

